




ASTRONERGY



ASTRO N7

CHSM66RN(DG)/F-BH
Bifacial Series

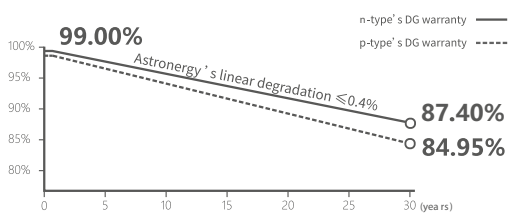
605~630W



Warranty

15 15-year Product Warranty

30 30-year Linear Power Warranty



n-type TOPCon 4.0

Novel upgrade, enhancing module efficiency



SMBB Design

Enhancing current collection, minimizing power loss



Low Voc Design

Increasing modules per string, lower BOS cost



Bifacial Power Generation

Maximizing bifaciality, boosting backside power output



IEC 61215, IEC 61730
ISO 9001:2015:ISO Quality Management System
ISO 14001:2015:ISO Environment Management System
ISO 45001:Occupational Health and Safety
The first solar company which passed the Nord IEC/TS 62941 certification audit



Tier 1
BloombergNEF



605~630W

POWER RANGE

0~+3%

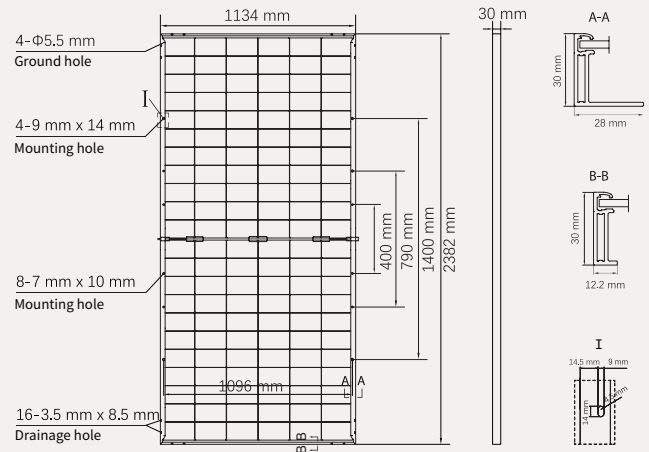
POWER SORTING

23.3%MAX MODULE
EFFICIENCY**≤ 1.0%**FIRST YEAR
POWER DEGRADATION**≤ 0.4%**YEAR 2-30
POWER DEGRADATION

Mechanical Specifications

Outer dimensions (L x W x H)	2382 x 1134 x 30 mm
Cell type	n-type mono-crystalline
No. of cells	132 (6*22)
Frame technology	Aluminum, silver anodized
Front / Back glass	2.0+2.0 mm
Cable length (Including connector)	Portrait: (+)350 mm, (-)250 mm; Customized length
Cable diameter (IEC/UL)	4 mm ² / 12 AWG
① Maximum mechanical test load	5400 Pa (front) / 2400 Pa (back)
Connector type (IEC/UL)	HCB40 (Standard) / MC4-EVO2A (Optional)
Module weight	32.8 kg
Packing unit	36 pcs / box
Weight of packing unit (for 40'HQ container)	1231 kg
Modules per 40' HQ container	720 pcs (Subject to sales contract)

① Refer to Astronergy crystalline installation manual or contact technical department.
Maximum Mechanical Test Load=1.5×Maximum Mechanical Design Load.



Electrical Specifications

STC: Irradiance 1000W/m², Cell Temperature 25° C, AM=1.5

	605	610	615	620	625	630
Rated output (Pmpp / Wp)	605	610	615	620	625	630
Rated voltage (Vmpp / V)	41.18	41.31	41.43	41.56	41.69	41.82
Rated current (Impp / A)	14.69	14.77	14.84	14.92	14.99	15.07
Open circuit voltage (Voc / V)	48.59	48.74	48.89	49.04	49.19	49.34
Short circuit current (Isc / A)	15.86	15.94	16.02	16.11	16.19	16.27
Module efficiency	22.4%	22.6%	22.8%	23.0%	23.1%	23.3%

NMOT: Irradiance 800W/m², Ambient Temperature 20° C, AM=1.5, Wind Speed 1m/s

	455.0	458.7	462.5	466.2	470.0	473.8
Rated output (Pmpp / Wp)	455.0	458.7	462.5	466.2	470.0	473.8
Rated voltage (Vmpp / V)	38.76	38.88	39.00	39.12	39.24	39.36
Rated current (Impp / A)	11.74	11.80	11.86	11.92	11.98	12.04
Open circuit voltage (Voc / V)	46.15	46.30	46.44	46.58	46.72	46.86
Short circuit current (Isc / A)	12.80	12.87	12.94	13.00	13.07	13.13

Electrical Specifications (Integrated power)

Pmpp gain	Pmpp / Wp	Vmpp / V	Impp / A	Voc / V	Isc / A
5%	646	41.43	15.59	48.89	16.83
10%	677	41.43	16.33	48.89	17.63
15%	707	41.43	17.07	48.89	18.43
20%	738	41.43	17.81	48.89	19.23
25%	769	41.43	18.55	48.89	20.03

Electrical characteristics with different rear power gain (reference to 615W)

Temperature Ratings (STC)

Operating Parameters

Temperature coefficient (Pmpp)	-0.29%/°C	No. of diodes	3
Temperature coefficient (Isc)	+0.043%/°C	Junction box IP rating	IP 68
Temperature coefficient (Voc)	-0.25%/°C	Max. series fuse rating	35 A
Nominal module operating temperature (NMOT)	41±2°C	Max. system voltage (IEC/UL)	1500V _{DC}

Curve

